

SARATOGA SPRINGS PUBLIC LIBRARY NEWSLETTER

Exterior Rendering | view from entry drive at sunset

New Library



Some answers to common questions:

Q: When will the new Library open?

A: If the project is completed according to the current timeline, we are hoping to open in late fall or early winter 2025.

Q: Will you be adding more programming?

A: That decision will be made after we have moved into the new building and based on staffing levels.

Q: Will there be a book sale space?

A: There will not be an area to sell or buy books.

Q: How many items will the new Library have?

A: The new Library will have about 80,000 items. The current Library has about 25,000 items.

LIBRARY HOURS

Monday-Thursday 9:00 AM-8:00 PM
Friday-Saturday 10:00 AM-4:00 PM



CONTACT US

801-766-6513 saratogasprings-ut.gov/library
Instagram & Facebook: Saratoga Springs Public Library

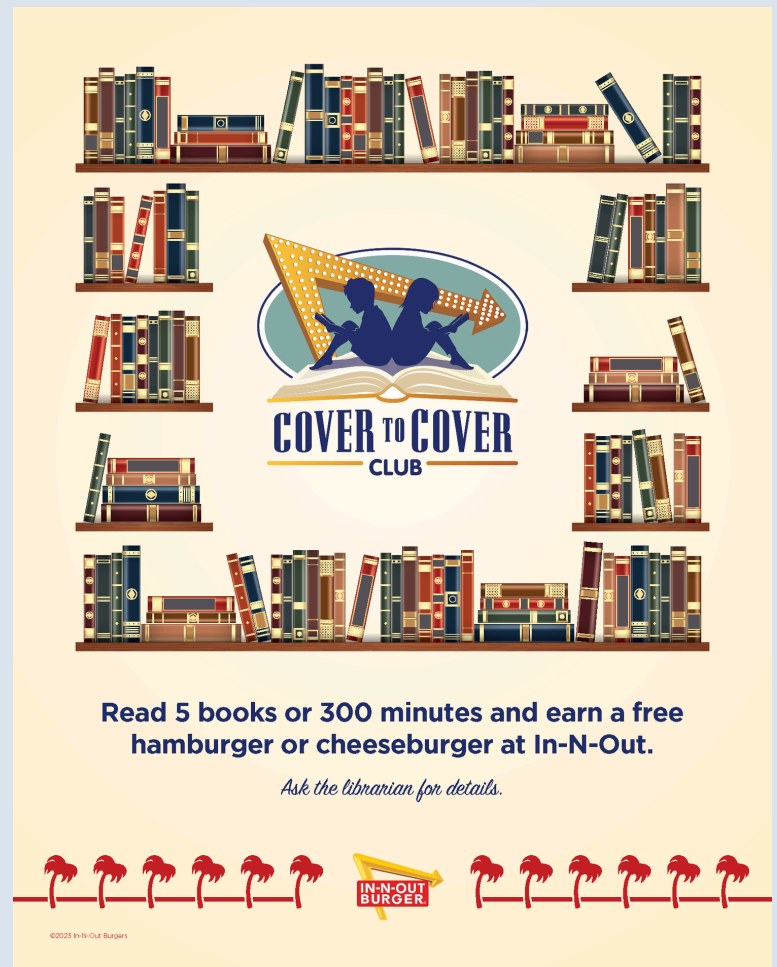
Upcoming Library Closures

- **March 8th: Closed all day for Library Staff Training**
- **May 26th: Closed all day for Memorial Day**
- **June 19th: Closed all day for Juneteenth**
- **July 4th: Closed all day for Independence Day**
- **July 24th: Closed all day for Pioneer Day**

No in-person children's programming on Monday, March 10 or during spring break: March 31 - April 4

All programming information, including dates and registration requirements, can be found on the Events tab on our website: saratogaspringscity-ut.gov

Our IN-N-OUT Cover to Cover Club will kick off on March 3rd. Come by the Library to pick up your tracking sheet. The program will end on April 12th, and tracking sheets can be returned for prizes until April 19th. While supplies last.



COVER TO COVER CLUB

Read 5 books or 300 minutes and earn a free hamburger or cheeseburger at In-N-Out.

Ask the librarian for details.

IN-N-OUT BURGER

©2025 In-N-Out Burgers

HOW-TO SECTION

Have you forgotten your password?

1. Visit saratogasprings-ut.com/library.
2. Click on the link for 'Card Catalog & Log Into Your Account'
3. Click on 'Forgot Your Password'.
4. Enter your card number and email address to have a password reset link sent to you. *(If you have multiple accounts with the same email address, you will have to enter your card number to generate the password reset link.)*

When you reset your password here, you will need to use that new password to sign in to your digital resources as well.



COLOR OUR WORLD™

Summer is coming soon!

Registration for the summer reading program opens May 1; registration for the summer programming schedule begins May 2. Keep an eye on our website for more info!

LIBRARY

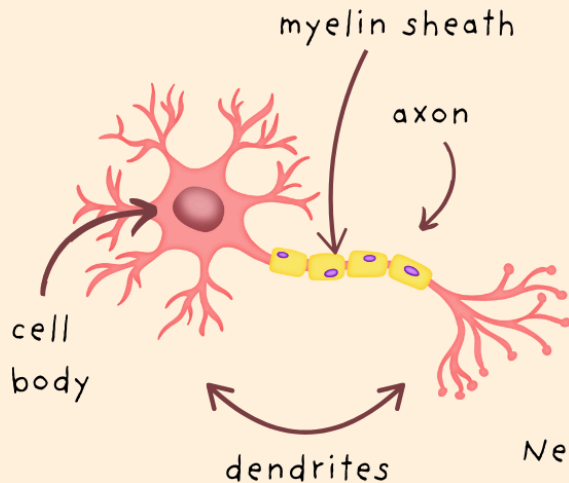
© CS&P

STEAM AT HOME: BRAIN AWARENESS WEEK!

March 10 - 16th

WHAT'S YOUR BRAIN MADE OF?

The most basic building block of your brain are specialized cells called neurons



ANATOMY OF A NEURON

Neurons send and receive electrical signals to and from the body! These are called action potentials

The gaps between neurons that allow them to “talk” to each other are called synapses!



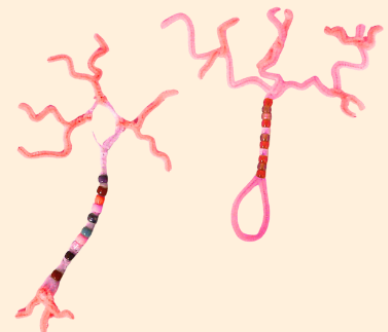
BUILD YOUR OWN NEURON!

What you will need:

- Pipe Cleaners
- Pony Beads
- Scissors

Procedure:

1. Start by cutting one of the pipe cleaners into pieces
2. Using a full-size pipe cleaner, form a loop and twist the ends together
3. Slide pony beads onto the end of the pipe cleaner with the loop
4. Use the pieces of the cut-up pipe cleaner to form “branches” from the loop. These will be your dendrites!
5. Form branches on the opposite end as well. Your neuron is complete! Use the images above as an example!



Have you tried out our new catalog system? Aspen LiDA combines our physical and digital collections in one simple interface. Scan the QR code to check it out!



2025 Winter Reading Program Ends!

Tracking sheets taken

622

Percentage of sheets returned

42%

Prizes handed out

281

The Saratoga Springs Library had a great turnout this year for the Winter Reading program. Here's a fun little breakdown of how it went!

Thank you for your participation and a big shout out to our donors for their wonderful prize donations!



Outdoor Book Drop

The outdoor drops are a great way to return books, **but they do not automatically check in your books for you.**



Overdue items can keep you from checking out more materials or using Libby, so bring them inside!

Let a library staff member know that they are overdue and we can get them checked in even more quickly!

Your Libby app will not allow you to use it and you will not be able to check out physical items if you have either overdue books or over \$10.00 in fines.

SARATOGA SPRINGS LIBRARY

FOOD FOR FINES

Exchange canned goods
& other food items for
library overdue fines to help
Tabitha's Way Local Food Pantry.

MARCH 10 - MARCH 22

Library members will get \$0.50 in current fines* waived for
each can or package of food.

Bring canned goods or other food items to the circulation desk
at your library. Don't forget to bring your library card!

No drop-offs please
No open or used items
No expired items
No perishable items
No homemade items

* Food for Fines does NOT include replacement fees for lost or damaged materials, collection agency fees, card replacement fees, and future overdue fines. There is a limit of \$20.00 which may be waived with food items.



Early literacy at home

Literacy isn't just reading - playing is, too!



Through play, especially pretend and dramatic play, children learn about language. When children pretend, they're thinking symbolically, which helps them to understand that spoken and written words can stand for real objects and experiences. Play also helps children to express themselves and put thoughts into words and practice narrative skills, like sequencing.

How does playing help early literacy?

- ~ Play time can be an opportunity to show children that print is used in a wide variety of ways. Drivers use maps, chefs use recipes, shoppers use lists. The more children see print in their play props, the more they learn that print is something that is all around them.
- ~ Children learn through all of their senses, so exploration of shapes through a variety of play options such as play dough, sensory tables, and body movements all help children build their letter knowledge. Sorting and matching activities directly involve shape recognition and prepare children to recognize small differences in letters, such as Q vs. O.
- ~ When children act out stories they know, they practice sequencing events. They also are exploring and investigating story structure. Oral language is the critical component that helps build narrative skills. This includes talking about their play, describing what they are doing, negotiating roles, and discussing props.

"Play is often talked about as if it were a relief from serious learning. But for children, play is serious learning. Play is really the work of childhood." ~ Fred Rogers

Daily Fun with Your Little One!

SUNDAY	MONDAY	TUESDAY	WEDNESDAY	THURSDAY	FRIDAY	SATURDAY
		<p>Help your child get ready to learn to read! Each day features a fun activity that will help your child build pre-reading skills. Activities are color-coded by skill. Ask your children's librarian for more ideas on how to promote early literacy skills with daily activities at home.</p>				1 Science Celebrate Women's History Month by visiting your local library and checking out books about famous women in science.
2 Reading It's Read Across America Day. Pick out one of NEA's books of the month with your child to read together.	3 Stories March marks Music in Our Schools Month! Ask your child what instrument he wants to play when he's older and why.	4 Science Help your child track the number of rainy and snowy days versus the number of sunny days this month.	5 Writing Help your child list all the green foods she can think of in two minutes.	6 Rhymes Write pairs of rhyming words on four-leaf clovers. Mix up the four-leaf clovers and have your child match the pairs.	7 Math On Cereal Day, take a cup of cereal and have your child count the pieces.	8 Play Head outside and play freeze tag with your child.
9 Sounds Take a walk with your child and listen for different animals. Ask her what she hears.	10 Play It's Mario Day. Pretend you're both visiting Mario and his friends for an afternoon. What would he want to do?	11 Math Have your child practice counting by 2s.	12 Science It's Plant a Flower Day. Together with your child, plant a flower and put it next to a window. Measure its growth!	13 Reading Celebrate Learn About Butterflies Day tomorrow by reading <i>The Very Hungry Caterpillar</i> by Eric Carle.	14 Writing It's Pi Day. Encourage your child to practice writing 3.14 and some of the other numbers in the sequence.	15 Play Go on a walk outside with your child and collect a few different rocks. Which ones stand out to her?
16 Math Make sugar cookies with green frosting and have your child help you measure out the ingredients.	17 Stories To celebrate Saint Patrick's Day, ask your child to tell you a story about a leprechaun and their quest to find gold.	18 Rhymes How many words can your child think of that rhyme with "gold"?	19 Songs Sing a simple song about spring arriving.	20 Writing Spring is here! Encourage your child to list what makes her most excited about the warmer weather.	21 Reading On Poetry Day, read a poem with your child.	22 Play Celebrate Goof Off Day by telling silly knock-knock jokes to each other.
23 Sounds Ask your child what sound a bee makes. Now make the sound together!	24 Writing Help your child draw what spring means to him. Encourage him to draw whatever comes to mind!	25 Reading While shopping, encourage your child to read the different signs hanging on the ceiling. What does each one say?	26 Stories It's Make Up Your Own Holiday Day. Encourage your child to make up her own holiday. How does she plan to celebrate?	27 Math Help your child find an educational game online you can do together to help build her math skills.	28 Science Take a walk outside and bring a magnifying glass. Ask your child if he sees anything unique.	29 Writing What does your child see in the backyard? Ask her to draw her observations.
30 Play Encourage your child to pick out a board game the two of you can play together.	31 Reading Read a book and ask your child questions about the characters mid-story, like "Who is the main character?"					

March 2025

© Demco, Inc.

demco