

Babcock Design

Salt Lake City
52 Exchange Place
Salt Lake City, UT 84111
801.531.1144

Boise
800 W MAIN STREET
SUITE 940
BOISE, ID 83702
208.424.7675

babcockdesign.com

sheet information:

revisions:

num. description date

ASH-09 (OT CANOPY REVS) 10/20/22

date: 10-22-2021

project number: CZ-72SAR

project status: PERMIT SET


original drawing is 30" x 42"

current as of: 10/25/2022 3:00:27 PM

This information and content herein is considered to be the property of Babcock Design. It is to be used only for the project and location specified. It is not to be used for any other project or location without the written consent of Babcock Design. The information and content herein is considered to be the property of Babcock Design. It is to be used only for the project and location specified. It is not to be used for any other project or location without the written consent of Babcock Design.

copyright © 2019 BABCOCK DESIGN

stamp:



project information:

for STORE NO. 72

730 NORTH REDWOOD ROAD

SARATOGA SPRINGS, UTAH 84045

DATE: 10/20/22

PROJECT: CAFE ZUPAS - SARATOGA SPRINGS

DATE: 10/20/22

PROJECT: CAFE ZUPAS - SARATOGA SPRINGS

DATE: 10/20/22

PROJECT: CAFE ZUPAS - SARATOGA SPRINGS

DATE: 10/20/22

PROJECT: CAFE ZUPAS - SARATOGA SPRINGS

DATE: 10/20/22

PROJECT: CAFE ZUPAS - SARATOGA SPRINGS

DATE: 10/20/22

PROJECT: CAFE ZUPAS - SARATOGA SPRINGS

DATE: 10/20/22

PROJECT: CAFE ZUPAS - SARATOGA SPRINGS

DATE: 10/20/22

PROJECT: CAFE ZUPAS - SARATOGA SPRINGS

DATE: 10/20/22

PROJECT: CAFE ZUPAS - SARATOGA SPRINGS

DATE: 10/20/22

PROJECT: CAFE ZUPAS - SARATOGA SPRINGS

DATE: 10/20/22

PROJECT: CAFE ZUPAS - SARATOGA SPRINGS

DATE: 10/20/22

PROJECT: CAFE ZUPAS - SARATOGA SPRINGS

DATE: 10/20/22

PROJECT: CAFE ZUPAS - SARATOGA SPRINGS

DATE: 10/20/22

PROJECT: CAFE ZUPAS - SARATOGA SPRINGS

DATE: 10/20/22

PROJECT: CAFE ZUPAS - SARATOGA SPRINGS

DATE: 10/20/22

PROJECT: CAFE ZUPAS - SARATOGA SPRINGS

DATE: 10/20/22

PROJECT: CAFE ZUPAS - SARATOGA SPRINGS

DATE: 10/20/22

PROJECT: CAFE ZUPAS - SARATOGA SPRINGS

DATE: 10/20/22

PROJECT: CAFE ZUPAS - SARATOGA SPRINGS

DATE: 10/20/22

PROJECT: CAFE ZUPAS - SARATOGA SPRINGS

DATE: 10/20/22

PROJECT: CAFE ZUPAS - SARATOGA SPRINGS

DATE: 10/20/22

PROJECT: CAFE ZUPAS - SARATOGA SPRINGS

DATE: 10/20/22

PROJECT: CAFE ZUPAS - SARATOGA SPRINGS

DATE: 10/20/22

PROJECT: CAFE ZUPAS - SARATOGA SPRINGS

DATE: 10/20/22

PROJECT: CAFE ZUPAS - SARATOGA SPRINGS

DATE: 10/20/22

PROJECT: CAFE ZUPAS - SARATOGA SPRINGS

EGRESS PLAN LEGEND

- ROOM NAME — ROOM NAME
- 150 SF — ROOM SQ. FOOTAGE
- 100 — S.F. PER PERSON
- XX — OCCUPANT LOAD
- EXIT 200 OCC — MAXIMUM OCCUPANT LOAD THRU EXIT
- 0.2 CF — CAPACITY FACTOR (STAIRS PER 1005.3.1; OTHER PER 1005.3.2 EXCEPTION 2012 IBC)
- 25" R — MINIMUM REQUIRED EXIT WIDTH
- 34" P — EXIT WIDTH PROVIDED; DOORS MEASURED BETWEEN DOOR FACE AND STOP
- 95 — NUMBER OF OCCUPANTS THRU DOOR/OPENING
- FE — FIRE EXTINGUISHER LOCATION
- 75' — MAXIMUM TRAVEL DISTANCE TO FIRE EXTINGUISHER
- EGRESS PATH — EGRESS PATH
- FDC — FIRE DEPARTMENT CONNECTION
- AGG. 150 — AGGREGATE NUMBER OF OCCUPANTS THRU SPACE

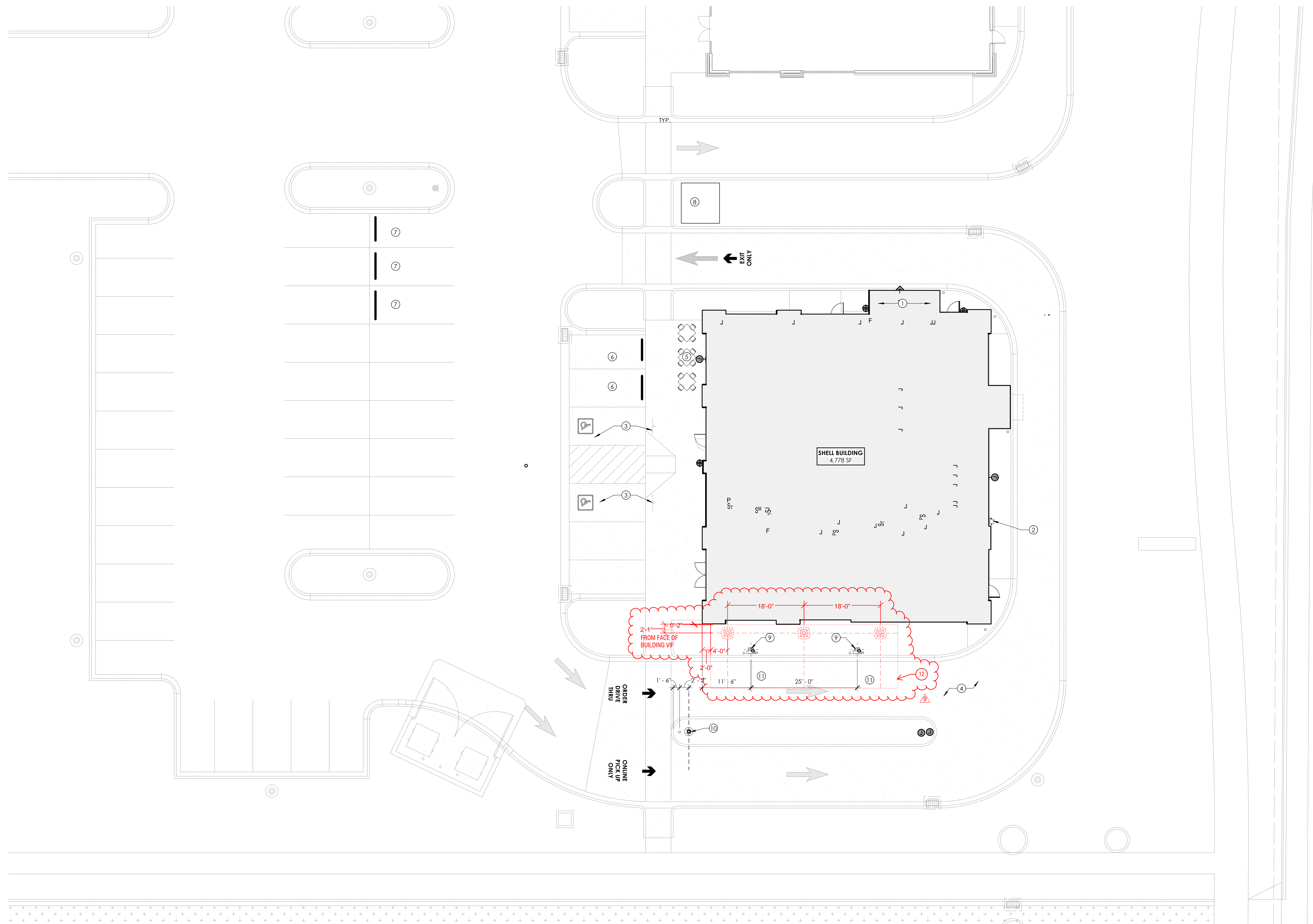
INSTALL OCCUPANCY SIGNAGE AS DESCRIBED IN DETAIL. CONTACT ARCHITECT OF ANY DISCREPANCIES PRIOR TO WORK.

GENERAL NOTES

- FINISH GRADE TO SLOPE AWAY FROM STRUCTURE 6" MIN. IN FIRST 10' AND 2% THERE AFTER.
- DURING CONSTRUCTION OPEN EXCAVATIONS AND TRENCHES WILL BE SUPPORTED AND BARRICADED BY CONTRACTOR TO CONFORM WITH OSHA SAFETY STANDARDS.
- ALL BOLLARDS ON THE EXTERIOR OF THE SITE TO HAVE A YELLOW PROTECTIVE BOLLARD SLEEVE (EXCEPTION THE ORDER KIOSKS ARE TO BE BLACK).

1 SITE PLAN KEY NOTES

- FIRE RISER ROOM
- EXISTING GAS METER - COORDINATE WITH PLUMBING
- ACCESSIBLE PARKING SPACES COMPLETE WITH AISLE, ACCESSIBILITY SYMBOL AND ACCESSIBLE PARKING SIGNS
- EXISTING GREASE INTERCEPTOR - COORDINATE WITH PLUMBING FOR TIE IN
- OUTDOOR SEATING
- TO GO PARKING
- DRIVE THRU WAITING STALLS
- ELECTRICAL GEAR
- ZUPAS PROVIDED ORDER KIOSK - SEE ELECTRICAL
- ZUPAS DRIVE THRU CLEARANCE BAR - SEE ELECTRICAL
- PROVIDE MENU BD DETECTION LOOPS - COORDINATE WITH ELECTRICAL
- DRIVE THRU CANOPY - CONTRACTOR TO PROVIDE FOOTINGS, FANS, HEATERS, MISTERS AND FANS. CANOPY PROVIDED BY FASHION INC.



BUILDING DESCRIPTION:
DETACHED DRIVE THRU CANOPY OR CARPORT

NUMBER OF STORIES: 1

TOTAL CANOPY BUILDING AREA: 726 SF

ALLOWABLE AREA ANALYSIS (SECTION 503):
CONSTRUCTION TYPE: V-B
OCCUPANCY: GROUP U
AUTOMATIC FIRE SPRINKLERS: NOT REQUIRED

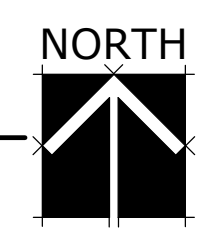
ALLOWABLE AREA PER FLOOR: U (NS NON SPRINKLED) = 5,500 SF

ALLOWABLE HEIGHT: 2 STORY - 60'-0" FT

SECTION 503.1.2 BUILDINGS ON SAME LOT:
TOTAL CANOPY AREA: 726 SF
TOTAL BUILDING AREA: 3,638 SF

TOTAL AREA: 4,364 SF < 5,500 SF SPRINKLERS NOT REQUIRED

1 SITE PLAN
3/32" = 1'-0"



JURISDICTION STAMP

sheet number:

AS101

SHEET TITLE: SITE PLAN