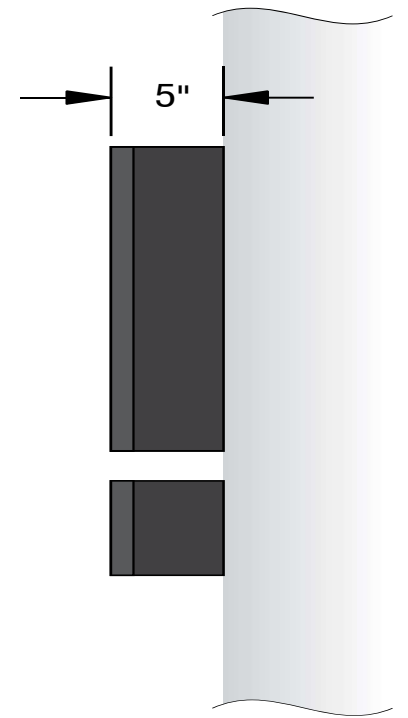
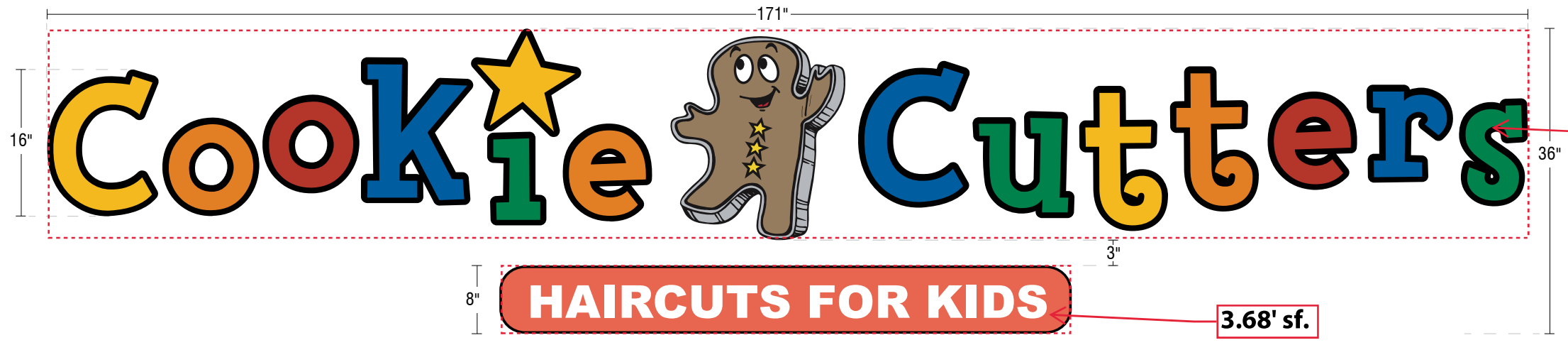


1 Building Sign Install

**Illumination shall be White LED 4000k**  
**Illumination shall not exceed two foot-candles, measured one foot from surface of the sign.**  
**Hours of Illumination shall be 9:00 am to 7:30 pm**



**A** Project Detail  
SCALE 3/4" = 1'0"

**Sign Square footage total = 33.32' sf.**

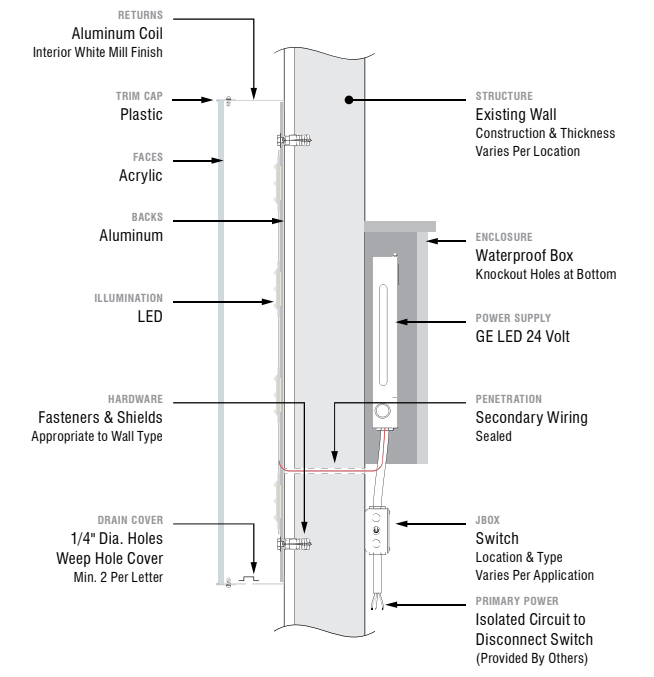
Qty: 1 / © Install

**B** Side Detail  
SCALE 3/4" = 1'0"



**Area = 494.5' sf.\*8%  
=39.56' sf. allowed**

**D** Elevation View  
SCALE 1/8" = 1'0"



**C** Section Detail - Typical  
NTS

	<b>UL LABEL PLACEMENT</b>	<b>WALL SIGNS</b>	<b>FIRST LETTER/CHARACTER:</b> PLACE LABEL ON THE LEFT RETURN. <b>FOLLOWING LETTERS/CHARACTERS:</b> PLACE LABEL ON TOP OR IN A DISCREET PLACE SO THEY ARE NOT SEEN FROM PEDESTRIAN VIEW. ALL LABELS TO BE CENTERED AND STRAIGHT.
--	---------------------------	-------------------	--

FILE PATH: NEW JOBSD / COMPANY NAME / DESIGN / DESIGN NUMBER

ALL ELECTRICAL COMPONENTS TO BE U.L. LISTED, APPROVED AND MARKED PER N.E.C. 600-4. Inspected and labeled in accordance with UL Standards using UL listed parts and methods of installation in accordance with the requirements of Article 600 of the National Electrical Code and/or other applicable local codes. This includes proper grounding and bonding of the sign. The location of the disconnect switch after installation shall comply with Article 600.6(A)(1) of the National Electrical Code. Volts Req'd: <u>120V</u> Total Amps: <u>20.0</u> Circuits Req'd: <u>1</u>	APPROVED <input type="checkbox"/> CLIENT SIGNATURE _____ DATE _____	APPROVED <input type="checkbox"/> LANDLORD SIGNATURE _____ DATE _____	PRIMARIES AND FINAL CONNECTION TO SIGN BY CERTIFIED ELECTRICIAN. CLIENT TO PROVIDE PRIMARY ELECTRIC FEED TO WITHIN 6 FEET OF SIGN LOCATION.
---	---	---	--

COMPANY	Cookie Cutters	SR	DESIGN	PW BS RF 005-23
SUB LOCAL	968 N. Exchange Drive	ZL	DATE	05/4/23
ADDRESS	Saratoga Springs, UT. 84045	PM	SHEET	1.00
CITY STATE		SR	Zane Latimer	801.755.2953

TRADEMARK