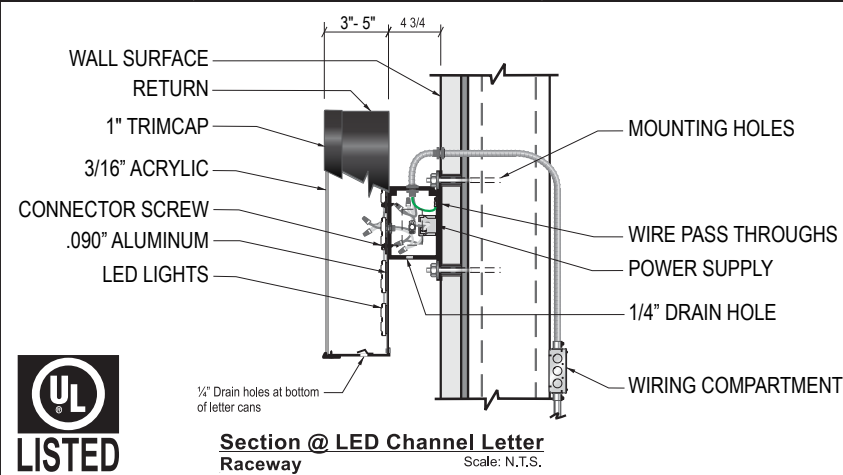


28559-Branding Package

SPECIFICATIONS FOR FABRICATION AND INSTALLATION:

- Internally illuminated channel letters built to UL specifications
- Depth of signage: 3" - 5"
- Face type: Acrylic with 3M vinyl graphics applied
- Mounting Method: Raceway mounted
- Illuminated with LED's - 3500k - sign to be illuminated during regular business hours, but may not be illuminated later than 1/2 hour after the business is no longer open nor prior to the daily opening of the business to the public.
- Primary electrical requirement: 120 volt (installed by someone other than Creative Signs) Timer or photo-cell (installed by Creative Signs)
- Foot Candles: Not to exceed 2 foot-candles as measured one foot from the surface of the sign.

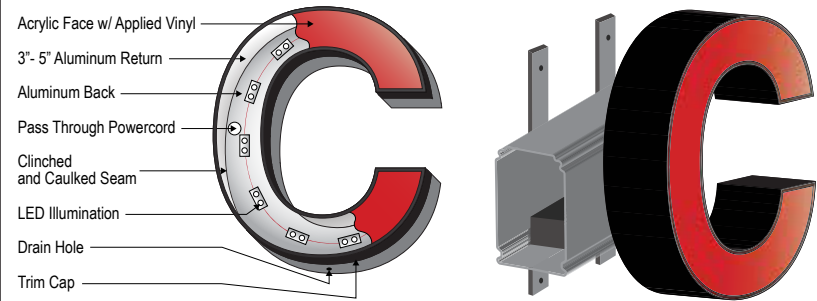
Channel Letter - Typical Section - Front Lit - Raceway Mounted



ELECTRICAL NOTES

Sign Company DOES NOT provide primary electrical to sign. Power to the sign must be done by a licensed electrical contractor or licensed electrician. Each sign must have:

1. A minimum of one dedicated 120V 20A circuit
2. Junction box installed within 6 feet of sign
3. Three wires: Line, Ground, Neutral



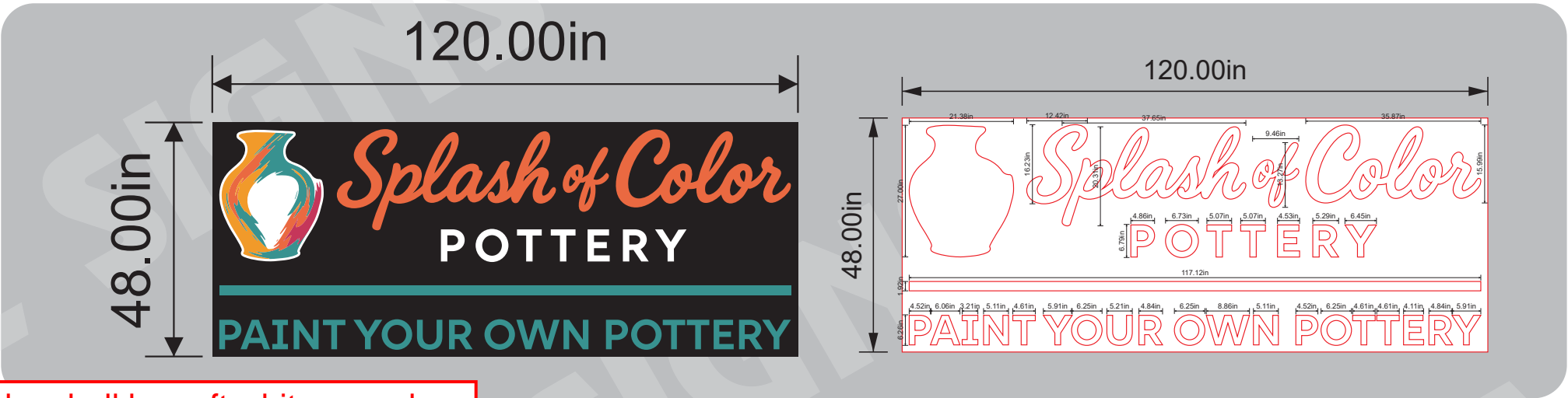
Lamp color shall be soft white or amber.

MOCK-UP

Color Specifications:

- Face: ☐ White
- Trim Cap: ☒ Black
- Returns: ☒ Black
- Raceway: ☒ Black

Exhibit 1 - Approved Signage



- Tenant 1 Elevation Square Footage: 772 Sq. Ft.
- Sign Square Footage: 40 Sq. Ft.
- Sign Height from Ground: 16' - 8.5"
- Sign % of Elevation Square Footage: 5.18%



CREATIVE SIGNS

2333 N 200 E
Spanish Fork, UT 84660

801-798-9892
creativesigns.com

